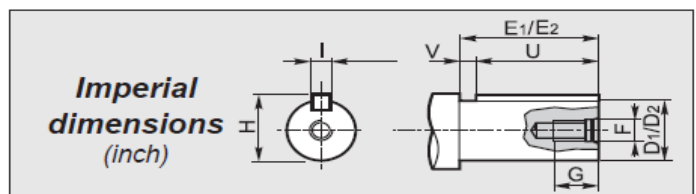
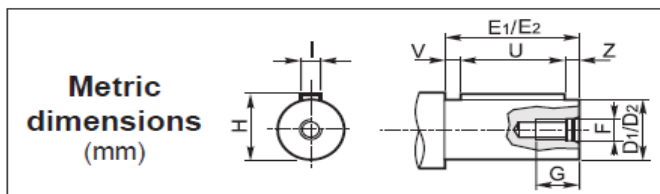


## Редуктор, Мотор-редуктор RCV 302A,303A VARMEC

CV RCV	i	n <sub>1</sub> = 2800 min <sup>-1</sup>			n <sub>1</sub> = 1400 min <sup>-1</sup>			n <sub>1</sub> = 900 min <sup>-1</sup>			IEC B5	IEC B14	NEMA
		n <sub>2</sub> min <sup>-1</sup>	Mn <sub>2</sub> Nm	P <sub>1</sub> kW	n <sub>2</sub> min <sup>-1</sup>	Mn <sub>2</sub> Nm	P <sub>1</sub> kW	n <sub>2</sub> min <sup>-1</sup>	Mn <sub>2</sub> Nm	P <sub>1</sub> kW			
302A	3.78	740.3	129	10.43	370.1	155	6.26	237.9	155	4.02	71-80-90-100/112	71-80-90-100/112	56-140-180
	4.40	635.7	148	10.23	317.9	177	6.14	204.3	177	3.94	71-80-90-100/112	71-80-90-100/112	56-140-180
	5.20	538.0	166	9.73	269.0	199	5.84	172.9	199	3.75	71-80-90-100/112	71-80-90-100/112	56-140-180
	6.27	446.5	176	8.56	223.3	211	5.14	143.5	211	3.30	71-80-90-100/112	71-80-90-100/112	56-140-180
	7.76	360.6	189	7.44	180.3	227	4.46	115.9	227	2.87	71-80-90-100/112	71-80-90-100/112	56-140-180
	8.75	320.1	201	7.01	160.1	241	4.21	102.9	241	2.71	71-80-90-100/112	71-80-90-100/112	56-140-180
	10.18	274.9	212	6.35	137.5	254	3.81	88.4	254	2.45	71-80-90-100/112	71-80-90-100/112	56-140-180
	12.03	232.7	221	5.60	116.3	265	3.36	74.8	265	2.16	71-80-90-100/112	71-80-90-100/112	56-140-180
	14.50	193.1	235	4.95	96.6	282	2.97	62.1	282	1.91	71-80-90-100/112	71-80-90-100/112	56-140-180
	17.95	156.0	243	4.13	78.0	291	2.48	50.1	291	1.59	71-80-90-100/112	71-80-90-100/112	56-140-180
	19.58	143.0	259	4.04	71.5	311	2.43	46.0	311	1.56	71-80-90-100/112	71-80-90-100/112	56-140-180
	22.80	122.8	278	3.72	61.4	333	2.23	39.5	333	1.43	71-80-90-100/112	71-80-90-100/112	56-140-180
	26.94	104.0	291	3.30	52.0	349	1.98	33.4	349	1.27	71-80-90-100/112	71-80-90-100/112	56-140-180
	32.45	86.3	281	2.64	43.1	337	1.59	27.7	337	1.02	71-80-90-100/112	71-80-90-100/112	56-140-180
	40.18	69.7	250	1.90	34.8	300	1.14	22.4	300	0.73	71-80-90-100/112	71-80-90-100/112	56-140-180
	44.06	63.6	255	1.77	31.8	306	1.06	20.4	306	0.68	63-71-80-90-100/112	71-80-90-100/112	56-140-180
	46.59	60.1	264	1.73	30.0	317	1.04	19.3	317	0.67	63-71-80-90-100/112	71-80-90-100/112	56-140-180
	53.08	52.7	287	1.65	26.4	344	0.99	17.0	344	0.64	63-71-80-90-100/112	71-80-90-100/112	56-140-180
57.69	48.5	249	1.32	24.3	299	0.79	15.6	299	0.51	63-71-80-90-100/112	71-80-90-100/112	56-140-180	
65.72	42.6	248	1.15	21.3	298	0.69	13.7	298	0.45	63-71-80-90-100/112	71-80-90-100/112	56-140-180	
303A	64.91	43.1	308	1.49	21.6	369	0.90	13.9	369	0.58	63-71-80-90	71-80-90	56-140
	75.58	37.0	311	1.30	18.5	373	0.78	11.9	373	0.50	63-71-80-90	71-80-90	56-140
	89.31	31.4	306	1.08	15.7	367	0.65	10.1	367	0.42	63-71-80-90	71-80-90	56-140
	107.61	26.0	301	0.88	13.0	361	0.53	8.4	361	0.34	63-71-80-90	71-80-90	56-140
	125.53	22.3	298	0.75	11.2	357	0.45	7.2	357	0.29	63-71-80-90	71-80-90	56-140
	133.23	21.0	267	0.63	10.5	320	0.38	6.8	320	0.24	63-71-80-90	71-80-90	56-140
	146.18	19.2	293	0.63	9.6	351	0.38	6.2	351	0.24	63-71-80-90	71-80-90	56-140
	172.72	16.2	291	0.53	8.1	349	0.32	5.2	349	0.20	63-71-80-90	71-80-90	56-140
	181.40	15.4	287	0.50	7.7	344	0.30	5.0	344	0.19	63-71-80-90	71-80-90	56-140
	208.12	13.5	307	0.46	6.7	368	0.28	4.3	368	0.18	63-71-80-90	71-80-90	56-140
	249.59	11.2	316	0.40	5.6	379	0.24	3.6	379	0.15	63-71-80-90	71-80-90	56-140
	300.74	9.3	317	0.33	4.7	380	0.20	3.0	380	0.13	63-71-80-90	71-80-90	56-140
	372.35	7.5	275	0.23	3.8	330	0.14	2.4	330	0.09	63-71-80-90	71-80-90	56-140



1 **Albero entrata / Input shaft / Antriebswelle**  
**Arbre d'entrée / Eje de entrada / Eixo de entrada**

CV	D <sub>1</sub> h6	E <sub>1</sub>	F	G	H	I	U	V	Z
302A	24 (19)*	50 (40)*	M8 (M6)	18 (15)	27 (21.5)	8 (6)	40 (30)	5 (5)	5 (5)
303A	19	40	M6	15	21.5	6	30	5	5

1 **Albero entrata / Input shaft / Antriebswelle**  
**Arbre d'entrée / Eje de entrada / Eixo de entrada**

CV	D <sub>1</sub>	E <sub>1</sub>	F	G	H	I	U	V
302A	1.000	1.969	5/16-18	0.709	1.109	0.250	1.500	0.469
303A	0.750	1.575	5/16-18	0.709	0.832	0.187	1.000	0.575

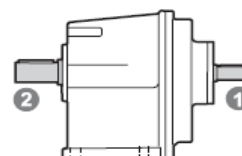
2 **Albero uscita / Output shaft / Abtriebswelle**  
**Arbre de sortie / Eje de salida / Eixo de saída**

CV RCV	D <sub>2</sub> h6	E <sub>2</sub>	F	G	H	I	U	V	Z
302A 303A	25	50	M8	18	28	8	40	5	5
	28	60	M8	18	31	8	50	5	5
	30	60	M10	22	33	8	50	5	5
	32	80	M10	22	35	10	70	5	5
	35	80	M10	22	38	10	70	5	5

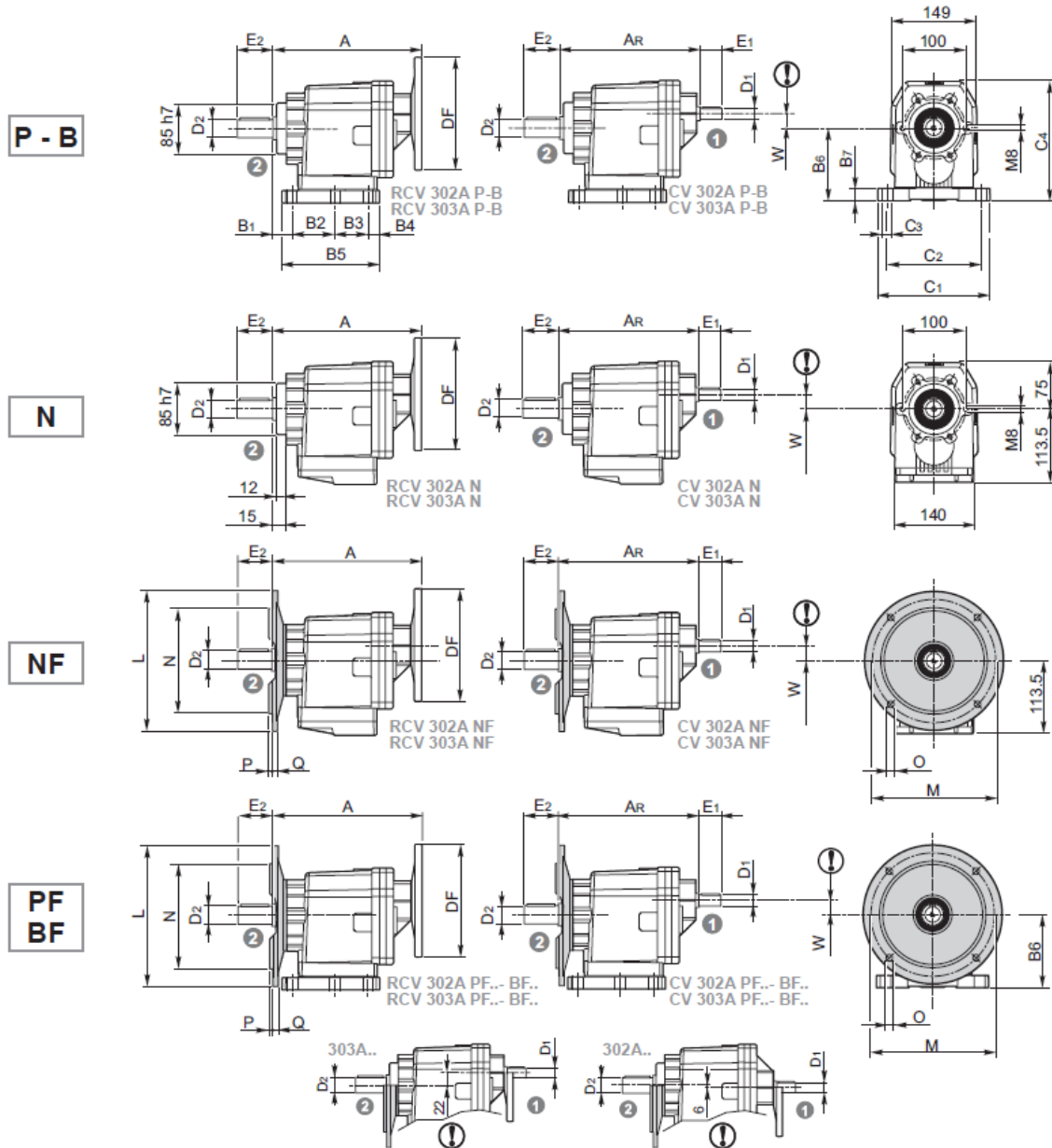
2 **Albero uscita / Output shaft / Abtriebswelle**  
**Arbre de sortie / Eje de salida / Eixo de saída**

CV RCV	D <sub>2</sub>	E <sub>2</sub>	F	G	H	I	U	V
302A 303A	1.187	2.362	3/8-16	0.906	1.299	0.250	1.750	0.612

(\* Consultare il nostro servizio tecnico / Please consult our technical service department /  
Sie bitte Rücksprache mit unserem technischen Büro / Veuillez nous consulter /  
Consultar nuestro servicio técnico / Consulta o nosso serviço técnico



## Редуктор, Motor-редуктор RCV 302 A, 303 A VARMEC



RCV - CV	B1	B2	B3	B4	B5	B6	B7	C1	C2	C3	C4	W
302A P	20	105	44,5	17	184	130	20	210	180	14	205	6
303A B	18	70	60	39	183	110	20	186	160	11	185	22

RCV CV	RCV						CV	
	IEC	DF		A	NEMA	DF		A
		(B5)	(B14)					
302A	63	140	—	235	56	165.1	242	247.5 (228)*
	71	160	105	235	140	165.1	242	
	80	200	120	235	180	228.6	268	
	90	200	140	235.3				
	100-112	250	160	252.5				
303A	63	140	—	247	56	165.1	254	242.5
	71	160	105		140	165.1	254	
	80	200	120					
	90	200	140					

	L	M	N h8	O	P	Q
NF250-PF250	250	215	180	14	4	14
NF200-PF200-BF200	200	165	130	11,5	3,5	12
NF160-PF160-BF160	160	130	110	9,5	3	12

(\* Consultare il nostro servizio tecnico / Please consult our technical service department / Sie bitte Rücksprache mit unserem technischen Büro / Veuillez nous consulter / Consultar nuestro servicio técnico / Consulta o nosso serviço técnico