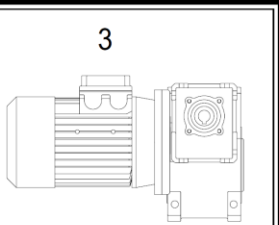
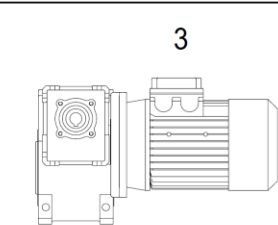
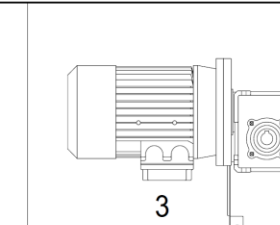
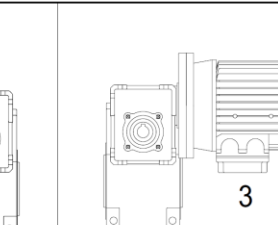
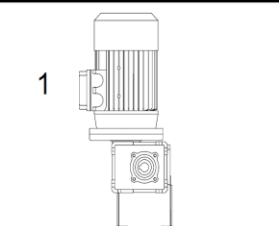
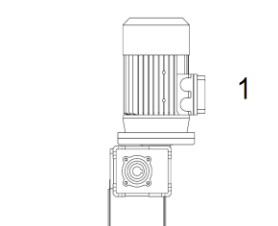
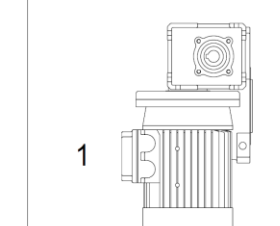
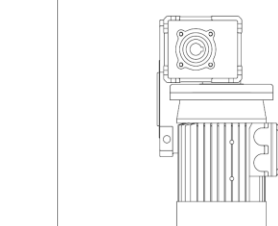
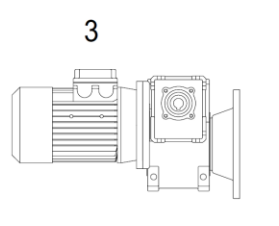
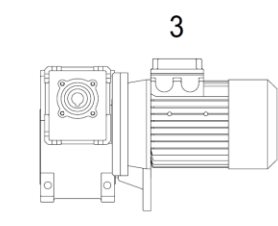
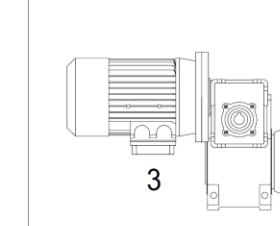
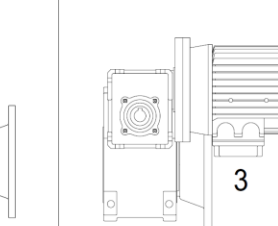
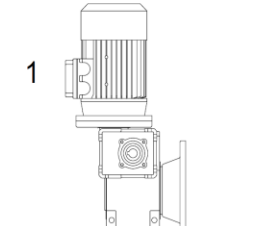
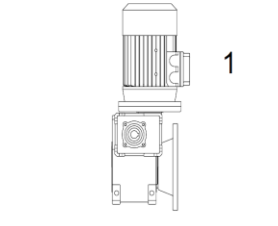
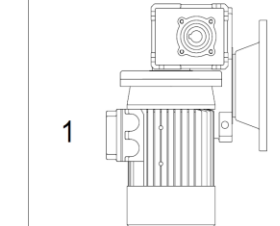
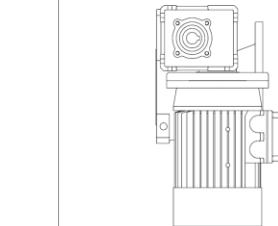


### Монтажные положения двухступенчатых червячных редукторов серии CMU

CMU	 <p>3 (posizione standard) (standard position) <b>BAL</b> (Standard- Einbaulage)</p>	 <p>3</p>	 <p>3</p>	 <p>3</p>
	 <p>1 <b>VAL</b></p>	 <p>1 <b>VAR</b></p>	 <p>1 <b>WAL</b></p>	 <p>1 <b>WAR</b></p>
CMU... F-FBR-FBM-FBML	 <p>3 <b>BAFL</b></p>	 <p>3 <b>BAFR</b></p>	 <p>3 <b>AAFL</b></p>	 <p>3 <b>AAFR</b></p>
	 <p>1 <b>VAFL</b></p>	 <p>1 <b>VAFR</b></p>	 <p>1 <b>WAFL</b></p>	 <p>1 <b>WAFR</b></p>

### Положение клемной коробки электродвигателя

