




Монтажные положения и количество масла.

(B3)	 [л]					
	B3	B6	B7	B8	VA	VB
 A 05 2	0.45	0.45	0.45	0.45	0.45	0.45
A 10 2	0.80	0.70	0.70	1.1	1.2	1.0
A 20 2	1.4	1.3	1.1	1.8	1.9	1.5
A 20 3	1.5	1.7	1.2	2.0	2.4	1.8
A 30 2	2.1	1.6	2.2	2.4	3.0	2.2
A 30 3	2.0	1.8	2.3	2.6	3.6	2.3
A 35 2	2.9	2.7	3.2	3.5	4.2	3.2
A 35 3	3.8	3.7	4.2	4.4	5.2	4.3
A 41 2	3.1	3.3	3.1	4.6	4.8	3.4
A 41 3	3.7	3.9	3.8	5.2	5.7	3.9
A 50 2	6.1	10	6.2	10	11	12
A 50 3	6.1	10	6.2	10	11	12
A 50 4	6.3	8.2	5.3	9.0	13	9.0
A 55 2	4.8	7.1	7.9	8.3	9.5	10
A 55 3	3.9	6.7	3.3	7.5	9.2	7.8
A 55 4	5.2	9.1	9.0	8.6	11	8.6
A 60 2	9.0	9.0	14	16	18	18
A 60 3	9.0	9.0	14	16	18	18
A 60 4	8.0	11	7.4	16	19	14
A 70 3	12	13	8.5	13	20	11
A 70 4	14	14	11	13	21	14
A 80 3	20	21	15	25	31	22
A 80 4	22	18	15	25	39	22
A 90 3	38	34	35	44	64	40
A 90 4	41	34	35	46	71	40

 Смазка на весь период эксплуатации

A 05...A 41



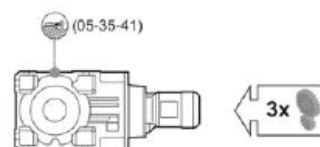
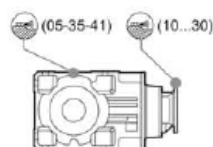
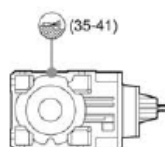
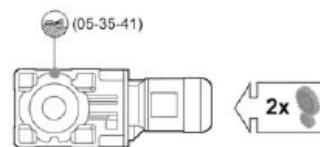
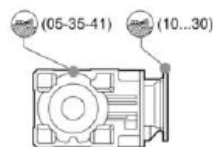
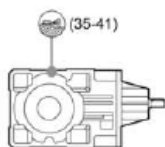
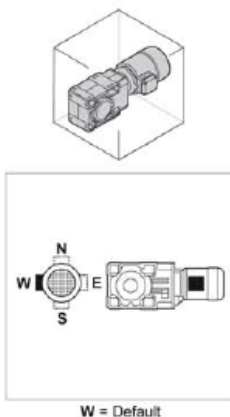
(B4)	Условные обозначения:
	Наливная пробка/сапун
	Пробка контроля уровня
	Сливная пробка

HS

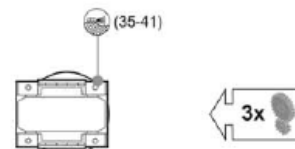
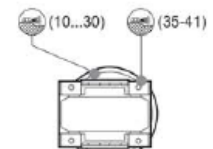
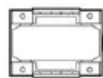
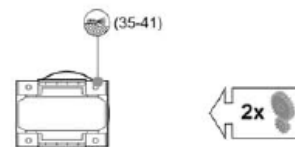
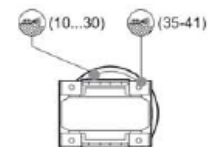
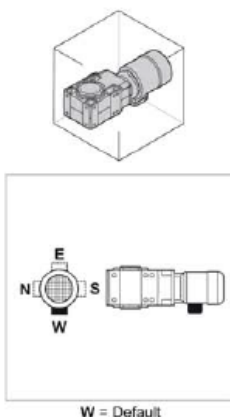
P (IEC)

S

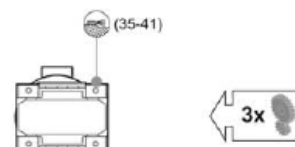
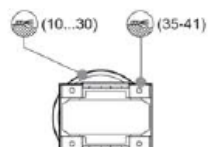
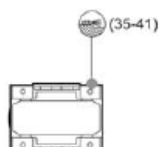
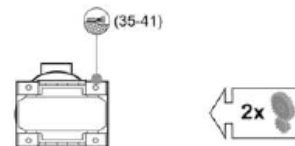
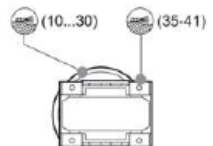
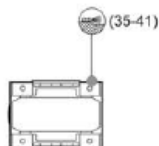
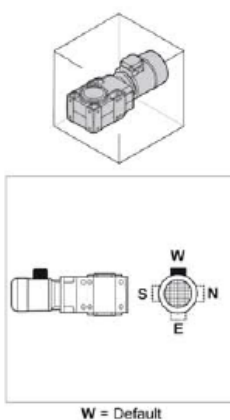
B3



B6



B7



W = стандартное исполнение



A 05...A 41

	HS	P (IEC)	S
<p>B8</p> <p>W = Default</p>			<p>2x</p> <p>3x</p>
<p>VA</p> <p>W = Default</p>			<p>2x</p> <p>3x</p>
<p>VB</p> <p>W = Default</p>			<p>2x</p> <p>3x</p>

W = стандартное исполнение