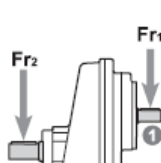


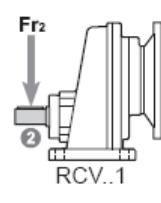
IT | EN | DE | FR | ES | PT

**10** CARICHI RADIALI E ASSIALI / RADIAL AND AXIAL LOADS / RADIAL UND AXIALLASTEN  
CHARGES RADIALES ET AXIALES / CARGAS RADIALES Y AXIALES / CARGUE RADIAL E EMPUXO

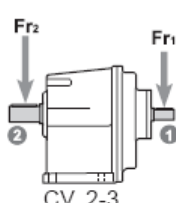
Tab.5



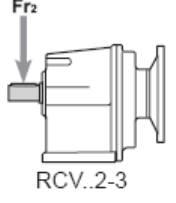
		Fr <sub>1</sub> [N]				
n <sub>1</sub> [min <sup>-1</sup> ]	CV					
	141	191	241	281	381	
2800	200	300	300	400	700	
1400	300	500	500	600	1050	
900	350	580	580	700	1220	
700	380	630	630	760	1320	
500	430	700	700	850	1480	
300	500	830	830	1000	1750	
a	61.3	75.8	75.8	99	119.6	
b	41.3	55.8	55.8	74	89.6	



		Fr <sub>2</sub> [N]				
n <sub>2</sub> [min <sup>-1</sup> ]	RCV-CV					
	141	191	241	281	381	
900	700	700	700	1450	2050	
600	800	1000	1000	1600	2400	
450	950	1100	1100	1750	2650	
400	950	1150	1150	1850	2750	
350	1050	1200	1200	1900	2850	
300	1100	1250	1250	2000	3000	
250	1150	1350	1350	2150	3200	
200	1200	1450	1450	2300	3500	
150	1250	1600	1600	2550	3800	
100	1250	1800	1800	2900	4350	
50	1300	2300	2300	3700	5500	
a	88	100	78.5	98.5	117.5	
b	73	80	53.5	68.5	77.5	



		Fr <sub>1</sub> [N]													
n <sub>1</sub> [min <sup>-1</sup> ]	CV														
	162	202 202A	203	252 252A	253 253A	302 302A	303 303A	352	353	452	453	552 582	553 583	602	603
2800	200	300	200	300	200	400	300	450	300	700	400	1350	600	1350	1350
1400	300	500	300	500	300	600	500	700	500	1050	600	2000	950	2000	2000
900	350	580	350	580	350	700	580	810	580	1220	700	2320	1100	2320	2320
700	380	630	380	630	380	760	630	880	630	1320	760	2520	1200	2520	2520
500	430	700	430	700	430	850	700	980	700	1480	850	2830	1350	2830	2830
300	500	830	500	830	500	1000	830	1160	830	1750	1000	3350	1600	3350	3350
a	61.3	75.8	61.3	75.8	61.3	99	75.8	99	75.8	119.6	99	161	119.6	161	161
b	41.3	55.8	41.3	55.8	41.3	74	55.8	74	55.8	89.6	74	121	89.6	121	121



		Fr <sub>2</sub> [N]									
n <sub>2</sub> [min <sup>-1</sup> ]	RCV-CV										
	162	202-203 202A	252-253 252A-253A	302-303	302A-303A	352-353	452-453	552-553	582-583	602-603	
400	700	950	1070	1950	2200	3100	4110	4850	7100	11000	
300	800	1040	1180	2030	2450	3200	4220	5950	8650	11300	
250	800	1210	1380	2370	2570	3380	4460	6000	9250	11900	
200	850	1300	1490	2560	2850	3620	4770	6500	10000	12000	
150	1000	1430	1640	2810	3100	3940	5190	7500	10300	12200	
100	1100	1730	1870	3220	3500	4450	5860	8500	13150	14500	
80	1200	1950	2010	3460	3900	4740	6250	9500	13500	15800	
60	1400	2200	2220	3820	4100	5180	6830	11000	17000	18600	
40	1700	2400	2540	4370	5000	5850	7720	14000	19800	21700	
20	2000	3000	3200	5500	5500	7200	9500	16000	25000	27000	
a	84.5	98	90	94.5	148.5	127	136	180	219	250.5	
b	64.5	78	65	64.5	118.5	87	91	125	159	190.5	